

Scaled data based on original data using
LM-79-08 Approved Method: Electrical and Photometric Measurements of Solid-
State Lighting Products

Test Report Prepared for
Cooper Lighting Solutions
(formerly Eaton)

Brand: INVUE

Report Number: P400749

Luminaire Tested: **ENT-SA1-735-U-SL3-HSS-XXB**

Issue Date: 5/20/2020

Test Information

Test Method: LM-79-08
Report Number: P400749
TEST IS SCALED FROM IESNA LM-79-08 TEST DATA (G1-2004-754-4)
Test Lab: INNOVATION CENTER
Issue Date: 5/20/2020
Manufacturer: COOPER LIGHTING SOLUTIONS (FORMERLY EATON)
Product Line: INVUE
Catalog Number: ENT-SA1-735-U-SL3-HSS-XXB
Description: ENTRI LED LUMINAIRE
(1) 70 CRI, 3500K LIGHTSQUARE IN BATTERY OPERATION WITH 16 LEDS AND TYPE III SPILL LIGHT ELIMINATOR OPTICS WITH HOUSE SIDE SHIELD
Light Source: -
Ballast/Driver: ELECTRONIC DRIVER

Summary

Lumens per Lamp: N/A
Luminaire Lumens: 608 lumens
Efficiency: N/A
Efficacy: 46.8 lumens/watt
Luminous Opening: Rectangular (W 0.5' x L: 0.5' x H: 0')
IES Classification: Type III - Short - Semi-Cutoff
BUG Rating: B0 - U0 - G0

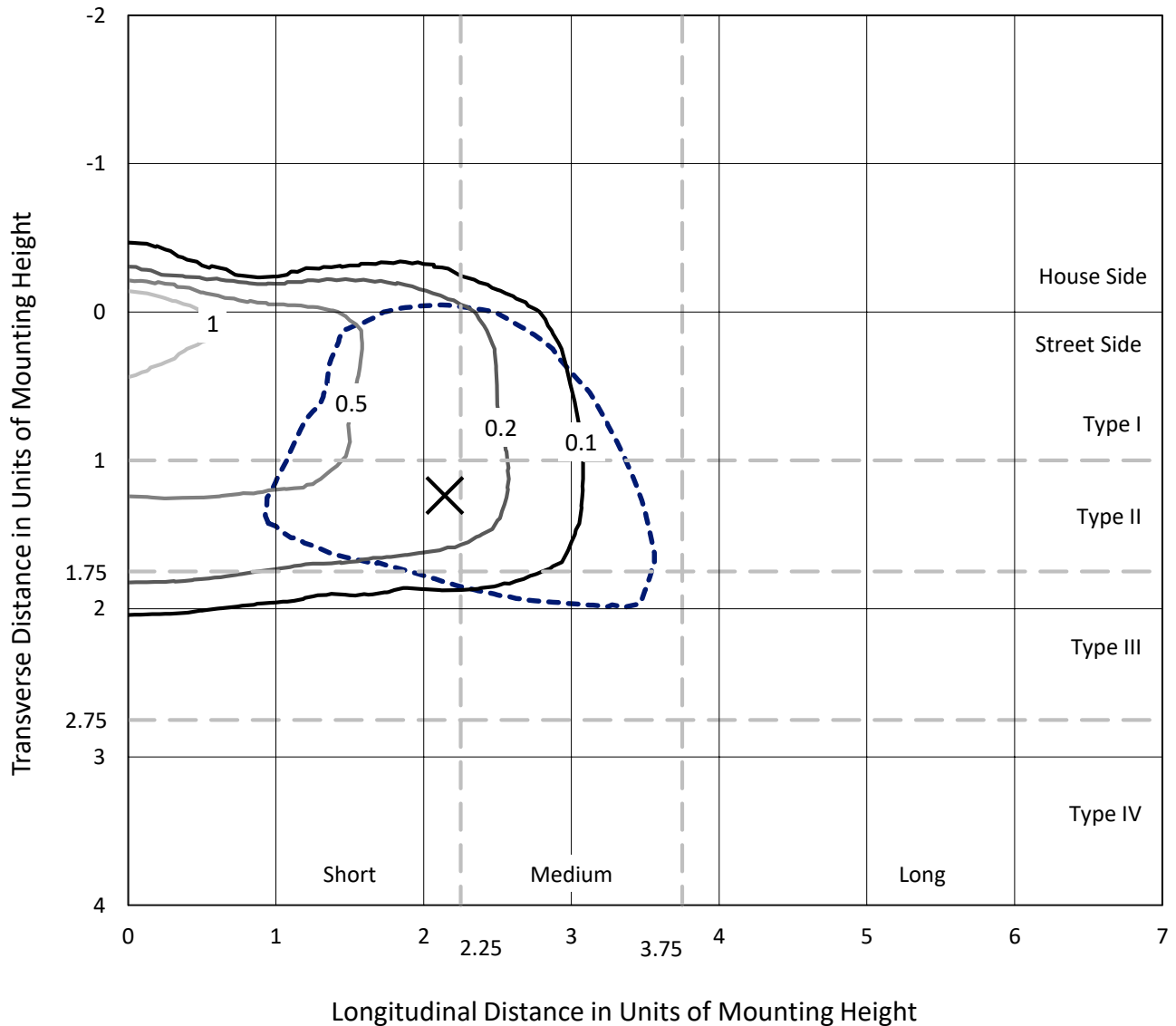
Input Watts (W): 13
Input Voltage (V): NR
Input Current (Ain): NR
Voltage Rise (V): NR
Power Factor: NR
Total Harmonic Distortion (THDi): NR
Frequency (hertz): 60
Stabilization Time: NR
Operation Time: NR
Ambient Temperature (°C): NR
Test Distance: 25 FT



REPORT NUMBER: P400749
 CATALOG NUMBER: ENT-SA1-735-U-SL3-HSS-XXB

Iso-Footcandle Lines of Horizontal Illumination

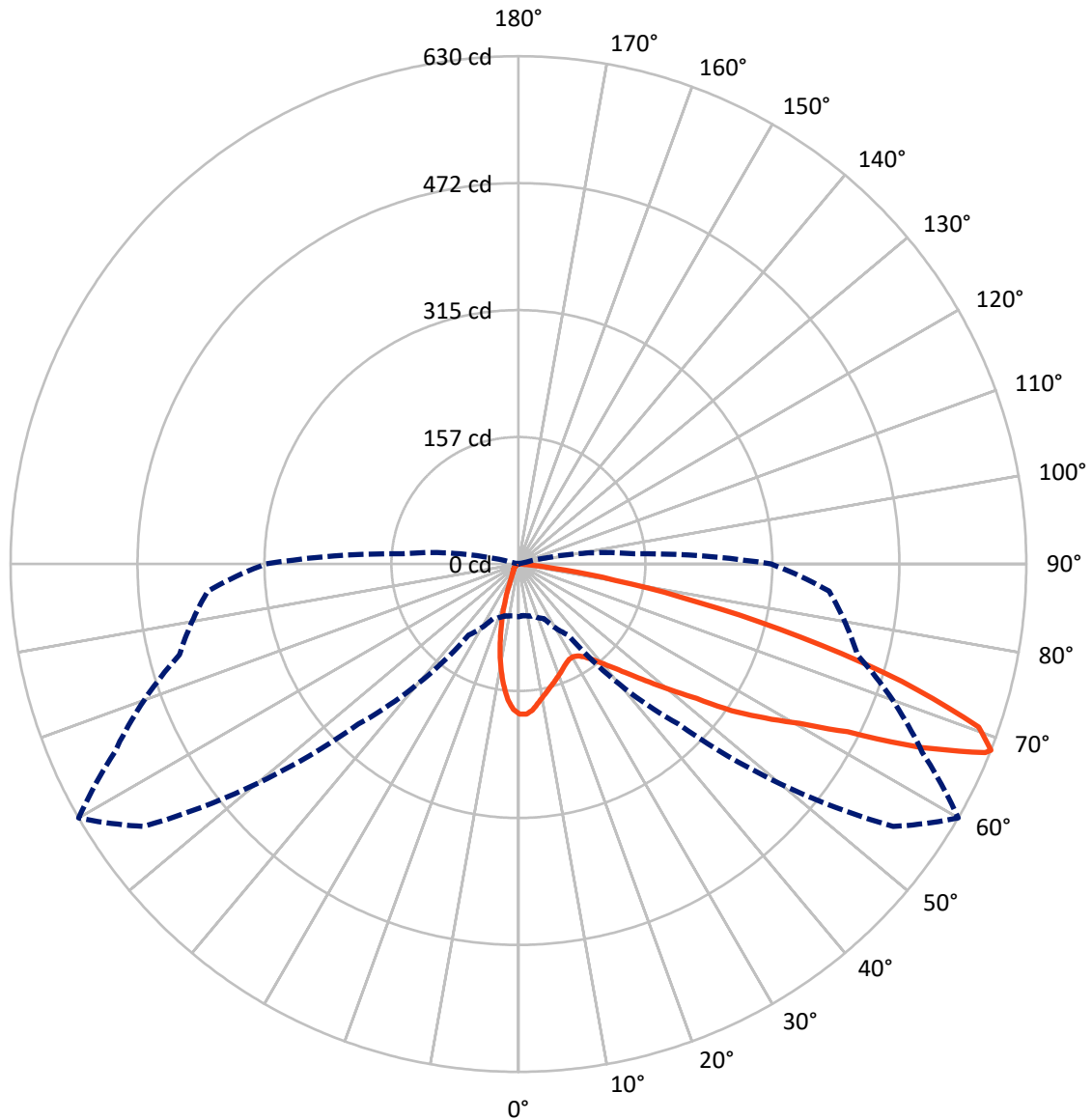
× Max cd
 - - - 1/2 Max cd



Based on 10 foot mounting height. Maximum calculated value = 1.9 fc
 Type III - Short - Semi-Cutoff

REPORT NUMBER: P400749
CATALOG NUMBER: ENT-SA1-735-U-SL3-HSS-XXB

Luminous Intensity Polar Plot



— Vertical Plane Through 60-Deg Lateral - - - Horizontal Cone Through 68-Deg Vertical

REPORT NUMBER: P400749

CATALOG NUMBER: ENT-SA1-735-U-SL3-HSS-XXB

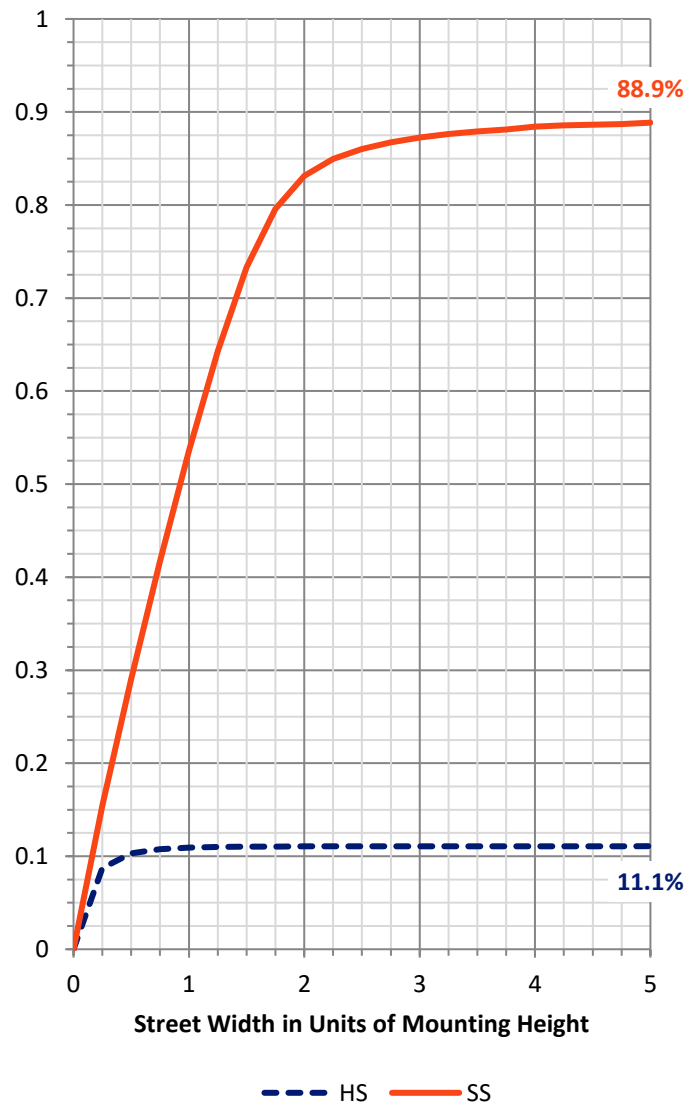
FLUX DISTRIBUTION:

		Downward	Upward	Total
House Side	Lumens	68.0	0.0	68.0
	% Fixture	11.2	0.0	11.2
Street Side	Lumens	540.0	0.0	540.0
	% Fixture	88.8	0.0	88.8
Total	Lumens	608.0	0.0	608.0
	% Fixture	100.0	0.0	100.0

Coefficient of Utilization

ZONAL LUMENS:

Zone	Lumens	% Fixture
0°-10°	15.1	2.5
10°-20°	30.8	5.1
20°-30°	40.6	6.7
30°-40°	56.0	9.2
40°-50°	84.8	14.0
50°-60°	136.9	22.5
60°-70°	162.6	26.7
70°-80°	76.7	12.6
80°-90°	4.6	0.8
90°-100°	0.0	0.0
100°-110°	0.0	0.0
110°-120°	0.0	0.0
120°-130°	0.0	0.0
130°-140°	0.0	0.0
140°-150°	0.0	0.0
150°-160°	0.0	0.0
160°-170°	0.0	0.0
170°-180°	0.0	0.0
0°-90°	608.0	100.0
0°-180°	608.0	100.0



REPORT NUMBER: P400749

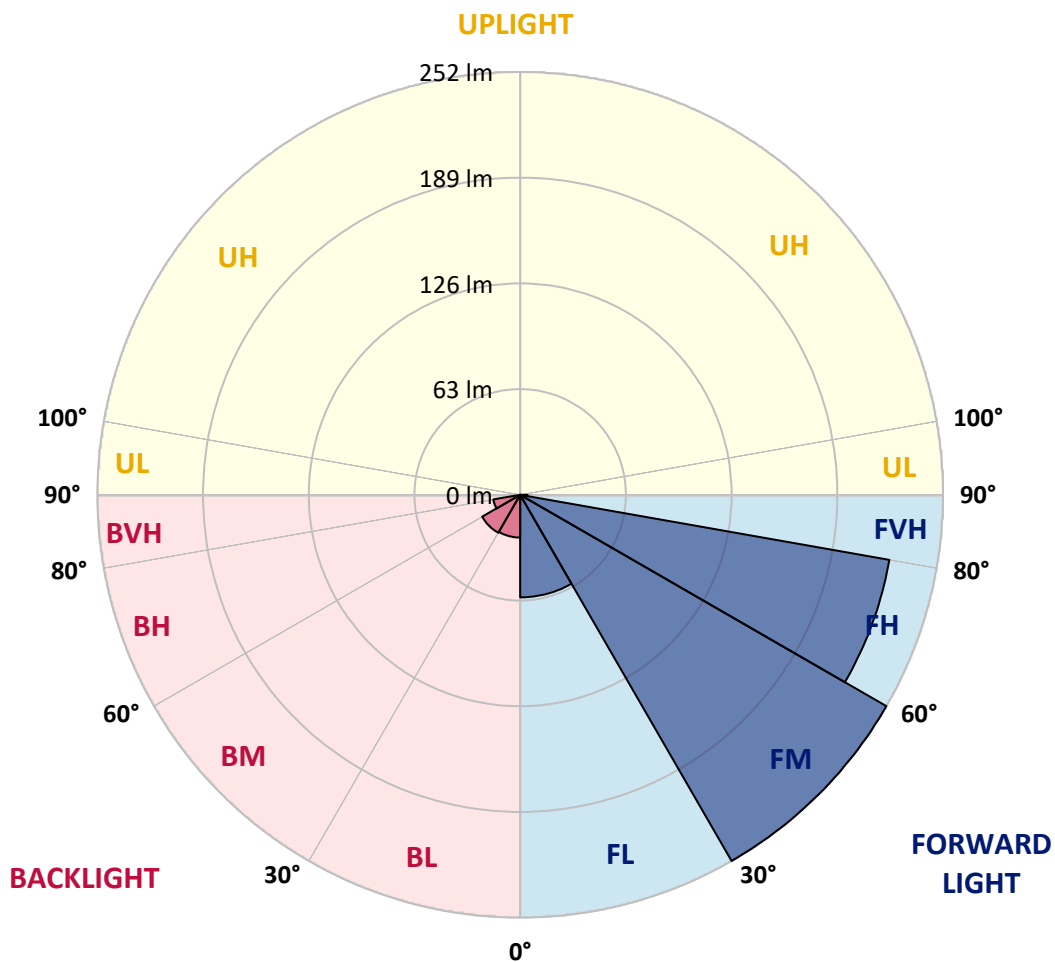
CATALOG NUMBER: ENT-SA1-735-U-SL3-HSS-XXB

LUMINAIRE CLASSIFICATION SYSTEM LUMEN TABLE AND BUG RATING:

Zone		Lumens	% Fixture	Zone Rating/Lumen Limit		
				B	U	G
FL	(0°-30°)	61.0	10.0			
FM	(30°-60°)	251.6	41.4			
FH	(60°-80°)	223.1	36.7			G0/660
FVH	(80°-90°)	4.4	0.7			G0/10
BL	(0°-30°)	25.4	4.2	B0/110		
BM	(30°-60°)	26.1	4.3	B0/220		
BH	(60°-80°)	16.2	2.7	B0/110		G0/110
BVH	(80°-90°)	0.2	0.0			G0/10
UL	(90°-100°)	0.0	0.0		U0/0	
UH	(100°-180°)	0.0	0.0		U0/0	

BUG Rating: B0-U0-G0

Type III Short





REPORT NUMBER: P400749

CATALOG NUMBER: ENT-SA1-735-U-SL3-HSS-XXB

CANDELA DISTRIBUTION (FULL):

	0°	5°	15°	25°	35°	45°	55°	60°	65°	75°	85°
0°	186.1	186.1	186.1	186.1	186.1	186.1	186.1	186.1	186.1	186.1	186.1
2.5°	184.5	184.0	185.2	185.5	185.8	186.4	186.3	186.4	186.5	186.3	185.1
5°	171.9	172.6	173.6	175.0	176.3	179.4	180.6	181.9	182.7	183.3	182.2
7.5°	159.5	160.9	161.8	164.2	166.3	169.5	172.2	174.3	176.4	178.7	177.5
10°	149.6	150.1	150.8	153.1	156.2	161.0	164.5	167.2	169.7	173.5	172.6
12.5°	139.9	140.2	141.6	144.1	147.3	153.3	157.9	161.0	163.8	168.6	168.7
15°	132.8	132.9	133.8	136.1	139.8	146.2	152.2	155.6	159.5	165.3	165.6
17.5°	128.1	128.0	128.2	129.7	133.2	139.3	146.5	150.5	155.2	162.6	162.9
20°	126.7	126.5	126.1	125.8	127.9	133.2	141.3	145.8	151.2	160.6	160.7
22.5°	127.9	127.5	126.6	124.8	125.4	128.8	135.7	141.0	147.7	159.6	158.9
25°	130.9	130.9	129.7	126.9	125.4	126.2	131.6	136.8	144.2	159.1	157.5
27.5°	135.9	135.7	134.0	131.1	128.4	126.5	129.2	134.0	141.6	159.7	156.9
30°	141.8	141.2	139.5	137.4	134.1	129.9	129.7	133.3	140.4	161.7	157.3
32.5°	147.5	147.5	146.8	144.8	141.6	136.1	132.9	135.8	141.9	164.9	158.7
35°	154.5	154.4	154.6	153.9	151.1	145.3	140.1	141.5	146.7	170.2	161.9
37.5°	160.1	160.2	162.0	163.2	162.0	155.8	150.4	150.4	154.7	178.3	167.3
40°	165.6	165.8	169.1	172.7	173.0	168.0	162.9	162.8	165.3	188.2	175.8
42.5°	170.5	171.4	176.1	182.3	185.9	182.6	178.8	177.5	178.8	203.1	189.5
45°	175.8	177.4	184.0	193.0	198.9	199.0	197.6	196.1	196.7	219.9	207.9
47.5°	182.6	184.5	192.7	203.7	214.9	217.8	219.1	218.6	216.9	241.2	231.6
50°	193.6	195.4	203.1	215.5	230.8	241.2	244.8	245.4	243.3	264.7	258.5
52.5°	212.4	213.4	220.7	230.5	247.6	267.1	276.6	276.7	271.8	292.3	287.6
55°	232.5	235.2	243.7	255.0	272.7	294.5	318.3	320.8	305.9	316.4	308.9
57.5°	232.8	235.4	249.4	271.2	308.1	337.1	358.3	360.1	343.5	335.8	328.9
60°	208.3	209.6	229.1	261.0	320.8	394.6	403.9	401.1	369.9	355.8	353.9
62.5°	147.0	147.6	170.7	212.7	292.8	422.0	473.3	458.3	407.5	385.3	391.5
65°	92.5	92.2	101.8	135.3	217.8	395.0	559.1	548.2	476.5	422.2	420.8
67.5°	68.3	66.6	69.2	79.6	124.4	310.1	574.9	624.2	542.2	437.6	395.4
68°	65.5	64.1	66.7	74.8	107.6	280.7	567.3	629.7	552.6	435.1	386.7
70°	55.6	54.3	56.5	62.6	74.9	182.2	500.5	605.5	562.1	414.1	340.8
72.5°	39.5	40.2	46.2	53.7	63.4	93.5	368.6	497.2	483.5	368.3	259.3
75°	23.4	24.8	32.6	43.3	58.3	61.7	237.8	361.5	354.8	255.0	140.5
77.5°	8.3	8.8	16.2	28.9	48.1	48.9	132.5	227.3	211.4	104.2	41.5
80°	3.0	3.0	6.0	16.1	31.1	37.3	70.4	121.3	83.5	27.0	11.5
82.5°	0.5	0.5	1.3	5.5	13.7	19.9	32.7	43.1	24.8	6.0	5.7
85°	0.0	0.0	0.0	0.0	0.2	0.2	9.6	9.7	4.5	0.8	2.5
87.5°	0.0	0.0	0.0	0.0	0.0	0.1	0.2	0.2	0.2	0.2	0.3
90°	0.0	0.0	0.0	0.0	0.0	0.0	0.0	0.0	0.0	0.0	0.0



REPORT NUMBER: P400749

CATALOG NUMBER: ENT-SA1-735-U-SL3-HSS-XXB

CANDELA DISTRIBUTION (continued):

	90°	95°	105°	115°	125°	135°	145°	155°	165°	175°	180°
0°	186.1	186.1	186.1	186.1	186.1	186.1	186.1	186.1	186.1	186.1	186.1
2.5°	184.6	184.3	183.2	181.2	179.4	176.5	176.0	173.2	172.2	171.4	172.2
5°	181.4	180.2	176.4	171.8	165.5	158.0	153.7	147.7	146.5	143.2	145.1
7.5°	176.1	173.5	166.4	156.4	144.8	133.5	124.8	116.5	109.4	106.9	106.2
10°	170.5	166.9	154.9	139.5	122.8	105.3	92.4	80.4	73.7	67.4	67.2
12.5°	165.3	159.8	142.5	120.9	97.6	76.9	60.1	47.5	39.5	35.2	36.3
15°	161.0	153.7	129.9	102.3	72.8	49.5	34.0	25.9	23.1	21.8	22.0
17.5°	156.9	147.2	117.7	82.9	51.9	30.5	22.1	19.3	18.5	18.2	17.9
20°	153.2	140.9	104.9	65.4	34.2	21.1	18.2	17.2	16.9	16.7	16.7
22.5°	149.5	134.3	92.1	48.5	23.4	17.3	16.3	15.9	15.7	15.4	15.4
25°	146.1	127.9	79.3	33.9	17.9	15.5	14.8	14.3	13.9	13.6	13.6
27.5°	143.5	123.1	67.5	24.0	15.1	13.9	13.2	12.5	12.0	11.6	11.6
30°	141.8	118.3	56.0	18.2	13.4	12.4	11.5	10.5	9.7	9.2	9.1
32.5°	140.9	114.4	45.4	14.9	12.0	10.8	9.7	8.7	7.7	7.1	7.1
35°	141.3	111.3	34.8	12.6	10.8	9.5	8.3	7.0	6.2	5.7	5.6
37.5°	144.0	109.6	25.9	11.1	9.7	8.3	7.0	5.8	5.0	4.5	4.4
40°	149.1	110.0	19.7	10.1	8.9	7.2	5.8	4.7	4.0	3.6	3.6
42.5°	159.3	113.0	15.6	9.3	7.9	6.2	4.8	3.9	3.3	3.0	2.9
45°	172.8	118.6	12.8	8.6	7.0	5.3	4.1	3.3	2.7	2.4	2.4
47.5°	193.2	127.7	11.0	7.8	6.1	4.4	3.4	2.7	2.1	1.9	1.8
50°	216.8	140.4	9.7	7.0	5.4	3.7	2.9	2.1	1.7	1.3	1.3
52.5°	241.0	154.5	8.8	6.3	4.6	3.2	2.3	1.5	1.1	0.9	0.9
55°	263.2	166.4	7.8	5.7	3.9	2.7	1.9	1.2	0.8	0.6	0.6
57.5°	284.6	177.2	6.8	5.0	3.2	2.2	1.4	0.9	0.6	0.4	0.4
60°	311.5	191.3	5.9	4.2	2.6	1.8	1.1	0.7	0.4	0.3	0.2
62.5°	344.0	201.5	5.0	3.4	2.1	1.3	0.8	0.5	0.3	0.1	0.1
65°	356.0	188.0	4.1	2.8	1.7	1.0	0.6	0.4	0.2	0.1	0.1
67.5°	322.6	151.4	3.3	2.2	1.2	0.7	0.5	0.3	0.2	0.1	0.1
68°	313.3	144.0	3.2	2.1	1.1	0.7	0.4	0.3	0.1	0.1	0.0
70°	264.5	115.6	2.6	1.5	0.9	0.6	0.4	0.2	0.1	0.1	0.0
72.5°	196.1	79.7	1.9	1.0	0.6	0.4	0.3	0.2	0.1	0.1	0.0
75°	103.5	31.1	1.4	0.8	0.5	0.4	0.3	0.3	0.2	0.1	0.1
77.5°	29.7	9.8	1.1	0.6	0.5	0.5	0.5	0.4	0.4	0.3	0.2
80°	8.7	3.2	0.7	0.4	0.5	0.5	0.6	0.5	0.5	0.4	0.4
82.5°	4.6	1.2	0.4	0.3	0.3	0.4	0.5	0.4	0.3	0.2	0.1
85°	2.0	0.4	0.3	0.2	0.2	0.2	0.2	0.2	0.2	0.1	0.1
87.5°	0.1	0.2	0.2	0.1	0.1	0.1	0.1	0.1	0.1	0.1	0.1
90°	0.0	0.0	0.0	0.0	0.0	0.0	0.0	0.0	0.0	0.0	0.0

(END OF REPORT)